



Switched on Seniors

Newsletter of ComputerPals for Seniors Newcastle
A Member of ASCCA

VOLUME 9

ISSUE 9



President's Message

It was great to see more than 60 people at the AGM. I'm not sure that they came along for the election but I do know that they were most interested in the demonstration of Skype by Nev, Graham and Dick. In the school hall we were able to see and hear Nev in the clubroom. On the large screen he was certainly much larger than life! With the explanation of costs, I'm sure that some of those people present will be investigating Skype very thoroughly.

Part of our club logo contains the phrase "Where Seniors master technology", and so far, we've concentrated on the use of computers, e-mail and the Internet, however, from the interest shown by all those people who attended the recent demonstration of mobile phones, we have applied for a special grant under the Telstra Connected Seniors program. IF we are successful, we already have more than sufficient willing volunteer tutors to implement the courses (probably on Fridays) in the near future. Telstra will supply all the course notes and instructions for the tutors to follow, so keep watching the Newsletter and notices in the clubroom, because we hope to begin presenting the courses in November.

We now have our largest committee since the club began. Just as well, because this is our tenth year of operation and we intend some special activities during the year. Once again I'd like to thank those people who have volunteered to serve on the committees over the years, because they have contributed to the success we have already achieved. With over 1500 people having been members during the past nine years, we must be doing something right! At our first committee meeting held shortly after the AGM, Maura Rainbow was welcomed as our new Secretary and Bert Haig has volunteered to be the new Education Officer. That was an offer we couldn't refuse! With these new people and our existing office bearers, we have an excellent team, with everyone looking forward to the challenges ahead.

So that everyone can recognize the committee members, have a look at the "mug shots" in the entry vestibule. All those young (?) and eager faces are there to serve you, BUT we also need your input. It's about time that you started to fill the Suggestions Box with YOUR ideas for how we can improve what the club is presently offering – just don't suggest that we start evening classes.

Our Newsletter is full of information, so I urge you all to read it and also investigate other parts of our web site. In the near future I hope that you'll see a lot of changes to our web site as changes are already being prepared and should be up and running for the New Year. It's quite a job to maintain and update the site, but we have a team of three people (all ladies) who are undertaking the task.

Till next month – keep playing (investigating, experimenting) with your computers as often as you can.

Bruce

Course Sessions: Tuesdays, Wednesdays, Thursdays of each 5 week session

8.45 - 10.15 am

12.15 - 1.45 pm

10.30 - 12 noon

2.00 - 3.30 pm

Extra courses will be scheduled on Friday mornings when demand is high.

Committee Report

The first meeting of the “new” committee had a full agenda. Our financial position remains strong with healthy balances in the main account and adequate funds in the Social account to cover deposits needed for activities.

Problems continue with people enrolling for courses and then not notifying our roster organisers, so the procedure to be followed is: Fill in your name on the class sheet – Complete the forms (one to be sent in with your cheque and one to keep at home for your diary) and then remember the date, time and course. Class lists will be updated each week and the name will be removed of anyone who has not paid within a fortnight. Carolyn is plagued by unnecessary calls from people who have forgotten details of their courses, so please limit your calls to notifying her of unforeseen problems and make sure that you record the courses you intend attending.

As a precaution against winter ills, we have supplied antiseptic hand cleanser and we’d like everyone to use this before and after lessons as keyboards are notorious for harbouring germs.

Elsewhere in the Newsletter you’ll find details of a proposed outing to Fort Scratchley. After discussing the Mid Year luncheon (which had more people attending than any other mid-year luncheon), the decision was confirmed that the Christmas function will be held at the 16 Footers club at Belmont. The committee decided not to subsidise the function as only a limited number of people benefit from this and it was felt that spending on equipment and software would benefit everyone.

With the support of the tutors, an application for funding from the Telstra Connected Seniors program has been submitted. If successful, this will cover the costs of a series of Friday courses on how to use the features of mobile phones. You’ll hear more of this if the application is successful.

COMMITTEE

<i>President</i>	Bruce Deitz	<i>Vice President</i>	Roger Cornish
<i>Secretary</i>	Maura Rainbow	<i>Treasurer</i>	Maree Field
<i>Assistant Treasurer</i>	Mervyn Pope	<i>Technical</i>	Neville Clifton
<i>News Editor</i>	Daphne Luker	<i>Social</i>	Dawn Howe
<i>Education</i>	Bert Haig	<i>Tutor Rosters</i>	Mitzi Gordon
<i>Rosters</i>	Carolyn Keane	<i>Assistant Rosters</i>	Denise Brandon
<i>Committee Member</i>	Michael Pitt	<i>Committee Member</i>	Jo Moonen
	<i>Immediate Past President</i>	Lindsay Threadgate	

The committee members listed above may be contacted via the links on the **ABOUT US** page on the club website under **CONTACTS**.

Information regarding activities and dates appears on the *Members* page of the Website.

IMPORTANT DATES TO REMEMBER:

Enrolment Day: Friday, 18th September, 10am - 11.30

Digipals Outdoor Shoot: 19th September

Digipal Meeting in Clubroom: 28th September

Members’ Morning Tea: Monday, 9th November, 10am



Lindsay's final address as
President of Newcastle
ComputerPals

AGM The AGM was held on 10th August and was very well attended .

Lindsay Threadgate retired from the position of President after three years at the helm. He retains a position on the committee as Immediate Past President. Bruce Deitz has taken over the reins and in doing so relinquished his former portfolio of Education Officer. Bruce held that position for many years and was responsible for writing the notes for our courses. Bert Haig has volunteered to take on the very busy role of Education Officer. Michael Pitt retired from the Treasurers position and Maree Field has accepted the task of keeping our finances in order. Michael will remain as an active Committee Member. Maura Rainbow will fulfil the Secretary's job, taking over from Jan Whiteman. John Saunders is taking a break from Committee duties (he has been bitten by the 'travel-bug').

Lindsay, Bruce, Michael, Jan and John have contributed so much to our Club over the years and we are certainly indebted to them.



Some of the members who attended the AGM.
Thanks to Barry Keen for these photos!



Bruce accepting his nomination as
President

After the AGM, Graham Woolridge and Dick Wubbels presented a most informative demonstration of SKYPE which was enjoyed by all present. Morning Tea and an informal get-together rounded out a very full morning.

Tennis picnic and fun day

When the weather warms a little, a fun day of tennis is being set up. Tennis players are asked to put their names on the sheet in the clubroom or foyer. Everyone will be invited, to either to take part in the game of tennis, or just enjoy the day, with your picnic lunch.

The venue will be at Lambton Park Tennis club, either a Monday or a Friday.

Enquiries can be made by contacting Margaret Pope on 49632608 or John Saunders on 49547017






An interesting month with a great Saturday afternoon outdoor shoot at Carrington well attended in glorious weather. The variety of opportunities in this great old suburb were endless as one will see if one visits our Digipals website. Wonderful old buildings, some needing a little care and attention, some having been beautifully restored and then of course some very modern ones.



Some new cameras were in evidence, some even had a battery change; at least the owner had spares.

We all gathered at the Old Oriental for coffee in it's newly refurbished bar lounge. The upgrade is fabulous and the "old pub" must be as good as any in Newcastle.

On the last day of the month we met in the club room and reviewed our photos and Carolyn gave an overview of Picasa and showed us some of the lesser known features of this very useful program. She also brought everyone up to date on the various ways to resize our photos.



Next outdoor shoot is on the 19th September at Shortlands Wetlands (an e-mail will follow) and we will then gather on the 28th September in the clubroom to review our work. Happy Snapping, *Graham*




Some of the photographs taken at the Carrington Shoot



Thanks to Denise, Carolyn, Mitzi and Merv for these photos (from the Digipals website)

Social Report



Fort Scratchley Tunnel Tour

A tour of Fort Scratchley has been arranged for Saturday the 10th of October at 11am.

The Tunnel Tour lasts about 1 hour with the cost for Student and Pension Concession \$5. The Entire Tour is about 1½ hours - the cost for Student and Concession is \$6. The cost for Seniors is \$9 for the full tour and \$7 for the Tunnel Tour. You can choose to do either tour.

We will have our picnic after the tours are finished.

As parking is difficult in Newcastle especially on weekends, the Newcastle City Council has agreed to open a grassed area for ComputerPals to use if needed. We are also able to use the area for our picnic after the tour, so there will be no need to look for parking at another picnic area. You will need to bring your tables and chairs and all you need for a fun picnic -the same as always.

Digipals will be using the tour as their venue for a photo shoot along with the picnic so it should prove to be a very interesting event.

The scenery is absolutely incredible; with a 360 degree view; making it a perfect place for photography.

We are hoping to arrange another combined Photo Shoot + Picnic for November.

As we need to know exact numbers for the Council to arrange the tours, please send your acceptance and cheques to -

**ComputerPals
P.O. Box 181
Toronto
2283**

Cheques must be made out to '**COMPUTERPALS**'

Come along, enjoy the tour and picnic, get some great photos and play disc bowls with 'Pals.'

Dawn

Bits and Pieces

So Far

Courses are well under way and continue to be very well patronised. To check availability of courses please phone 4961 6576 during office hours.

And the Next Course?

An outline of the courses is available on the website and on notices in the Clubroom. If you need further explanation, the Tutors will be more than happy to advise which course is the most suitable for you to take. **As demand for the courses is high it is imperative to enrol early and confirm your position by forwarding your payment.** *Please check that a vacancy exists in the course before sending payment.* Most Courses are repeated in later sessions.

IMPORTANT NOTICE

Please note the new postal address for your cheques:

***ComputerPals Newcastle
PO Box 73,
BROADMEADOW NSW 2292***



Sally Bowes
Bev Allen
Peter Carr
Neville Rounsley
Sue Gesswein
Judy Kennedy

Janine Fenton
Kevin Thompson
Keith Davies
Bev Rounsley
Pauline Young

We hope that you enjoy the many benefits of belonging to Newcastle ComputerPals and enrol in the courses that interest you. The Tutors and their assistants are also Seniors and conduct the courses in a relaxed atmosphere. They remember how daunting it was when they started out so are able to empathise with all of those who are new to the world of Computing.



Congratulations and Best Wishes

For our members who are celebrating birthdays and anniversaries -

Congratulations!

To those who are ill our best wishes for a speedy recovery.



Condolences



To all of our members who have lost loved ones recently, please accept our sincere sympathy

Remember

ASCCA's Newsletter and its informative items can be accessed on the web site:

<http://www.ascca.org.au>

COURSE VACANCIES

**ALL OF THE FRIDAY SPECIAL INTEREST COURSES LISTED
BELOW HAVE VACANCIES (at the time of printing)**

VINYL TO CD

Friday 4th September - 9am One & half hour class – Cost \$5

BASIC MOUSE & KEYBOARD USE

Friday 18th September - 8.45am Three hour class – Cost \$10

REGULAR COMPUTER CARE

Friday 2nd October- 8.45am Three hour class – Cost \$10

A PRACTICAL BEGINNER'S GUIDE TO TAKING BETTER PHOTOS

Friday 23rd October - 8.45am Three hour class – Cost \$10

"MONTAGE" in PHOTO IMPACT

"Friday 30th October - 8.45am Three hour class – Cost \$10

A PRACTICAL BEGINNER'S GUIDE TO TAKING BETTER PHOTOS

Friday 13th November - 8.45am Three hour class – Cost \$10

SCRAPBOOKING/PHOTO ALBUM COLLAGES

Friday 20th November - 8.45am Three hour class – Cost \$10

To enrol in any of these courses place your name on the roster in the Clubroom and send your cheque for payment to:

ComputerPals Newcastle

PO Box 73,

BROADMEADOW NSW 2292

Our constitution, as amended at the 2008 AGM, is available to be downloaded and read via the link on the Member's page on the website.

PROGRAMMING YOUR GPS


by *Chris Priestley*

I was fortunate last Christmas to be given a Global Positioning System and I have had only a few occasions to use it. When I did have the need to use it, we were already underway. I could not drive the car and punch in the destination, the co-pilot said *"This is not my job"* - so I did not get to use it on that day.

I had to sit in the car before setting out to programme our destination as the power connection is through the cigarette lighter. I thought if I had a connector like the one in the car I could programme my GPS in my lounge room. I needed a connector, then a power supply. I have many transformers that have been used for appliances around our computers - the type that plug into 240 volt power points with a output of 12 volts.

I went down to Dick Smith's and bought a cigarette lighter socket for \$3 and a connector to plug in to the power supply for \$1:87 plus an LED to show when the power is turned on which cost me \$ 1:50.

Here is the way this little project turned out.



Tips and Hints

What do all those error codes (like 404) mean?

It happens to all of us. We're surfing along, and up comes an error. What do all those error codes mean? Here's a quick rundown of the most common:

400 - Bad Request - You probably typed in a URL wrong, the server has no clue what you're looking for, or you aren't allowed to have access. Usually, it's a matter of the URL being typing in wrong. Maybe you mixed upper and lowercase letters or something.

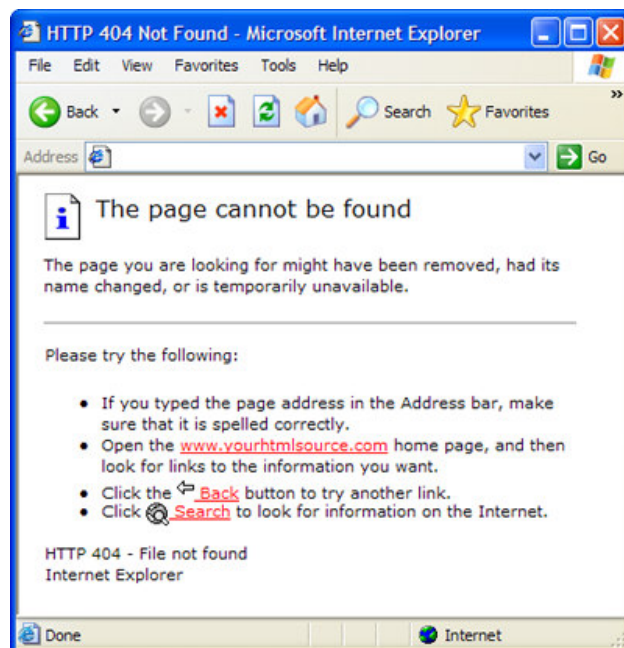
401 - Unauthorized Request - you tried to get to something on the web server you're not allowed to play with. In other words, you are not on the party list.

403 - Forbidden - You can't access the page. You may not have access (it may require a password), or it may be blocked from your domain.

404 - Not Found - The page you were trying to look at was not found on the server. This is probably the most common error you'll come across. What has probably happened is that the web page you were going to has been removed or re-named.

500 - Internal error - Usually caused by a CGI error. You fill out a form, but the script used to process it is not working properly.

503 - Service Unavailable - The server may be overloaded, down, or have other similar problems. Try later.



Thanks to Dawn Howe for this tip.

How to sort your favorites by Name

Right click on the Favorites and select Sort by Name from the pop up Menu.

What is the difference between .docx and .doc files?

.docx is the new format that is used by Microsoft Word 2007. Previous versions used the .doc version. There is a converter available as a free download from Microsoft that will change .docx to .doc. Go to -

<http://www.Microsoft.com/downloads/details.aspx>

More Tips and Hints

Why a Red "X" Instead of a Picture? *This tip courtesy of PC Don*

A number of readers have asked why email they receive that is supposed to include pictures often shows a white box with a red X instead.

Well, sometimes the problem is on the sender's end, sometimes it's on the receiver's end, and sometimes it's both.

Some email programs, such as Outlook Express, Windows Mail, and AOL Mail, let you "attach" pictures to a message or "insert" them into the body of a message. However, whether the photos arrive attached or inserted depends largely on the email program used by the recipient. Outlook Express and Windows Mail users normally receive pictures inside the message, while most Web-based programs display them as attachments.

Our favourite way of sending a photo is to first locate it (usually in your *Pictures* or *My Pictures* folder), right-click it and choose Send To>Mail Recipient. This causes your default email program to open with the photo already attached. Multiple photos can be attached by holding down Ctrl, left-clicking the pictures, and then right-clicking anywhere in the selected group to display Send To>Mail Recipient.

Bear in mind, however, that attaching multiple photos may exceed the file size limits set by different ISPs. Attach only one picture per message if you have any doubts, since large attachments may be dropped along the way, causing recipients to see the dreaded red X instead of a picture.

Another thing that can bring up the red X is a filter that blocks incoming pictures automatically, since images can carry a virus or be part of an identity-theft "phishing" scam. Outlook Express and Windows Mail users can defeat this filter by clicking Tools>Options>Security, and unchecking "Do not allow attachments to be saved or opened that could potentially be a virus." They also need to deselect "Block images and other external content in HTML email." In Windows Live Mail these options are found under Tools>Safety Options>Security.

However, lowering your security settings means you must be extra careful about opening email attachments of any kind.

John Saunders is the tutor of the Computer Care Class and he has sent in the following tips that will keep your computers running smoothly:

- 1. Remove unused desktop icons. (it is not uninstalling the program)***
- 2. Uninstall programs that you don't use anymore.***
- 3. Delete Temporary Internet files.***
- 4. Use disk clean up at least once a month.***
- 5. Defrag your computer. (The more often you do it, the quicker it takes)***
- 6. Update before you scan for spyware and ad ware. (And do it often)***
- 7. Keep your antivirus program set for auto updates.***
- 8. Keep your auto updates (Microsoft) set to AUTO***
- 9. Remember you can only have one antivirus program on your computer, if you have more than one, they will conflict, and give you no end of trouble.***

John runs regular courses on Computer Care and these are just a few of the topics that are discussed in his class.